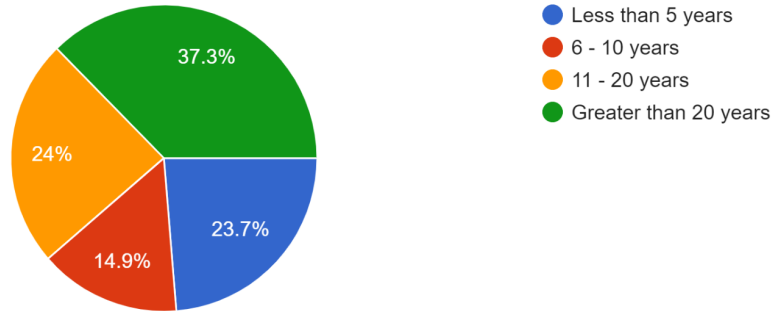


How long have you been connected to Fruitport Community Schools?

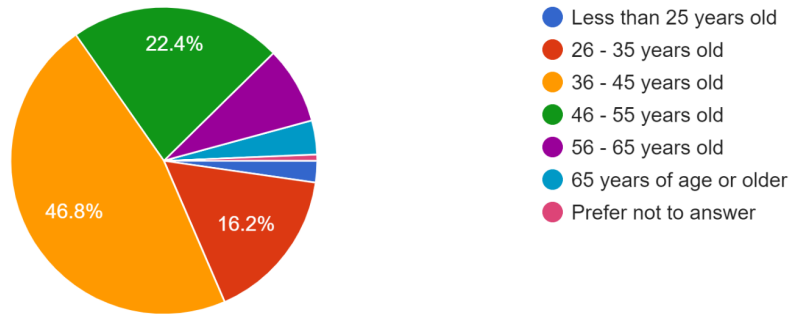
308 responses



Less than 5 years	6 - 10 years	11 - 20 years	Greater than 20 years
23.7%	14.9%	24%	37.3%

Age:

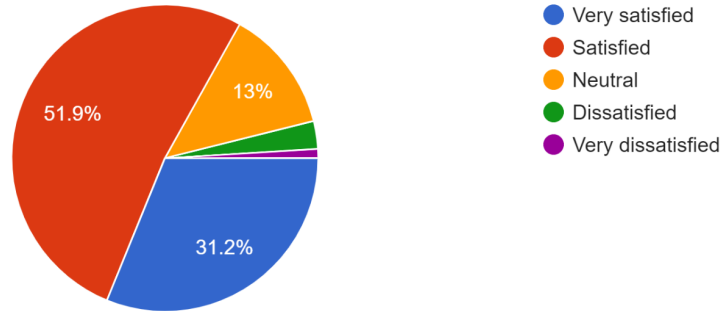
308 responses



Less than 25 years	26 - 35	36 - 45	46 - 55	56 - 65	Greater than 65 years	No answer
2.3%	16.2%	46.8%	22.4%	8.1%	3.6%	0.6%

How satisfied are you with the quality of the education and academics at Fruitport Community Schools?

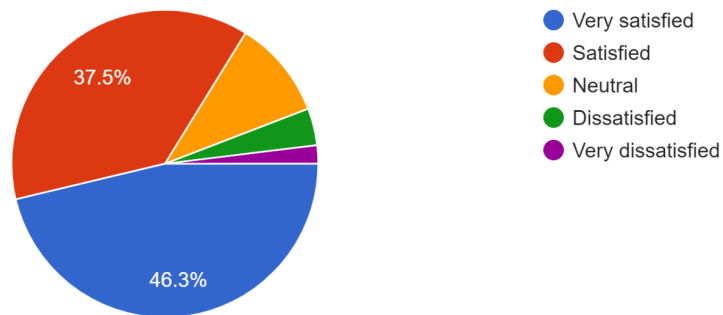
308 responses



Very Satisfied	Satisfied	Neutral	Dissatisfied	Very Dissatisfied
31.2%	51.9%	13%	2.9%	1%
83.1%				

How satisfied are you with the safety and security measures put into place at our District's facilities?

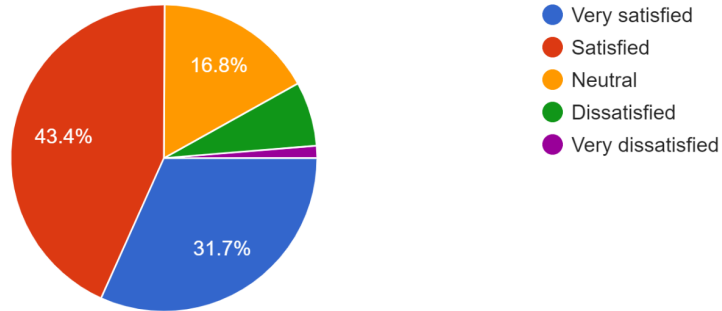
309 responses



Very Satisfied	Satisfied	Neutral	Dissatisfied	Very Dissatisfied
46.3%	37.5%	10.4%	3.9%	1.9%
83.8%				

How satisfied are you with the upkeep and maintenance of District facilities?

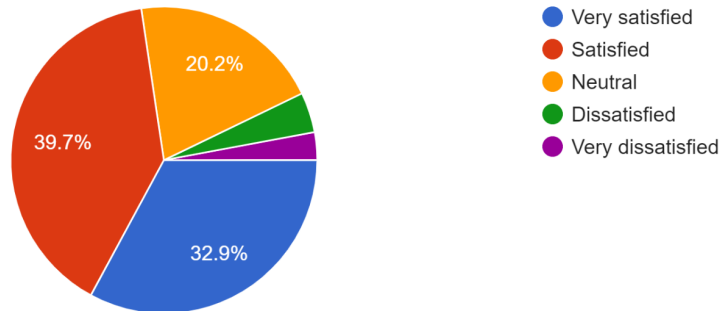
309 responses



Very Satisfied	Satisfied	Neutral	Dissatisfied	Very Dissatisfied
31.7%	43.4%	16.8%	6.8%	1.3%
75.1%				

How satisfied are you with the transportation services that are provided by the District to eligible students?

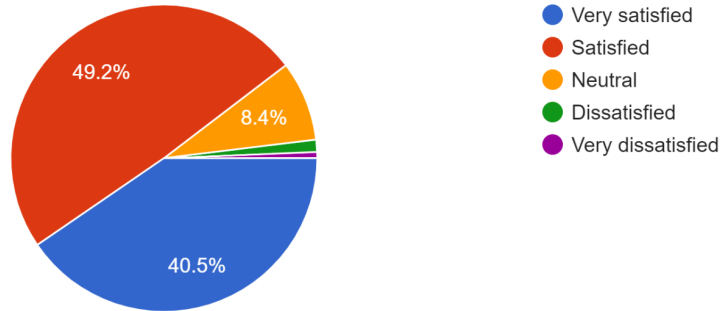
307 responses



Very Satisfied	Satisfied	Neutral	Dissatisfied	Very Dissatisfied
32.9%	39.7%	20.2%	4.2%	2.9%
72.6%				

How satisfied are you with the technology services that are provided by the District to eligible students?

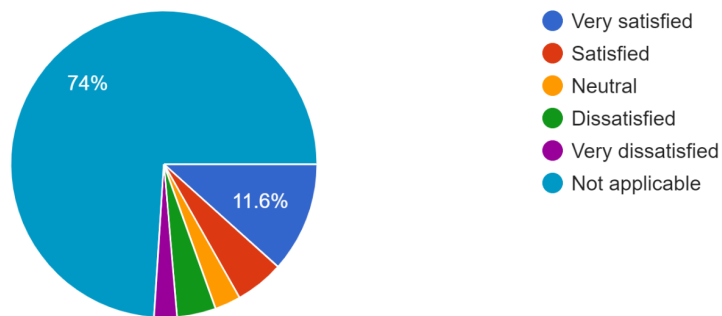
309 responses



Very Satisfied	Satisfied	Neutral	Dissatisfied	Very Dissatisfied
40.5%	49.2%	8.4%	1.3%	0.6%
89.7%				

If you are the parent or guardian of a student that receives special education services, how satisfied are you with the special education services that are provided to your child?

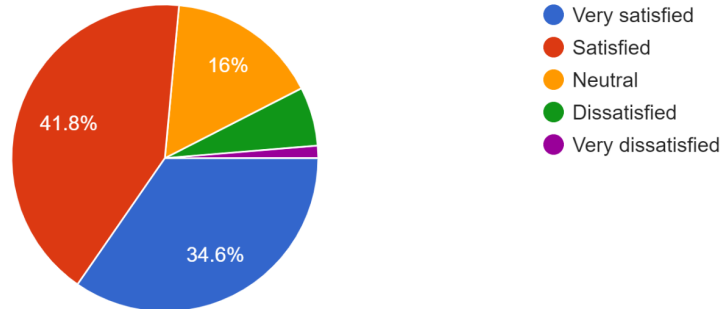
292 responses



Very Satisfied	Satisfied	Neutral	Dissatisfied	Very Dissatisfied
44.7%	19.7%	10.5%	15.8%	9.2%
64.4%		216 not applicable responses were excluded from the percentage totals; 76 total respondents indicated that their child receives special education services.		

How satisfied are you with the extracurricular activities (clubs such as robotics, DECA, etc.) and fine arts opportunities (band, choir, art, etc.) that are provided to students by the District?

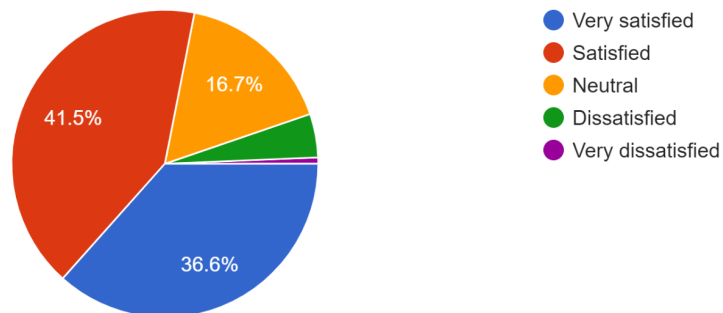
306 responses



Very Satisfied	Satisfied	Neutral	Dissatisfied	Very Dissatisfied
34.6%	41.8%	16%	6.2%	1.3%
76.4%				

How satisfied are you with the athletic opportunities that are provided to students by the District?

306 responses



Very Satisfied	Satisfied	Neutral	Dissatisfied	Very Dissatisfied
36.6%	41.5%	16.7%	4.6%	0.7%
78.1%				